



## PRODUCT FEATURES

- Ultra Slim Profile
- Single Diode Provides Single Crisp Image
- Linkable Units
- White, Silver, Black and Bronze Trim Finishes Available
- Millwork Recessed
- Dimmable with Accessories: 0-10V or Phase
- Quick Ship\*

## PRODUCT SPECIFICATIONS

- Voltage: 24VDC Constant Voltage Feelux or Approved Driver
- Operating Temperature: 32-113°F (0-45°C)
- Lamp Life: 50,000 hrs / 70%
- Available Color: 2700K, 3000K, 3500K, 4000K
- CRI/Ra > 85
- Efficiency: 80lm/W - 4.3W - 344lm
- IP20 – Damp Location/Closet Approved
- Beam Angle: 60°
- Finish: White, Silver, Black, Bronze
- 5 year Warranty

\* Pending factory availability

## SPECIFICATION DIAGRAM



### DRIVER OPTIONS

#### Option 1: Cord & Plug / Feelux Drivers



FLC (30 or 75) 24V/XL

#### Option 2: Hardwire / Feelux Driver



XLAV80(L)-124V-SSB  
XLD200-224V-FCL-DIM  
XLD75-124V-FC

NOTE: Options 2 & 3 require low voltage wire to be provided by EC

#### Option 3: 3rd Party Drivers

3rd party drivers are available to 600W. Please consult factory.

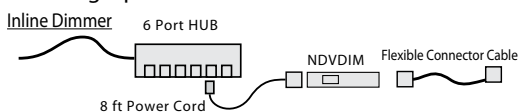


### CONTROLS OPTIONS

#### Non-Dimming Options:

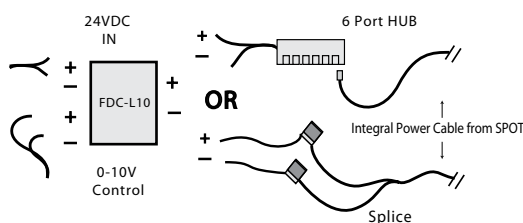


#### Dimming Options:

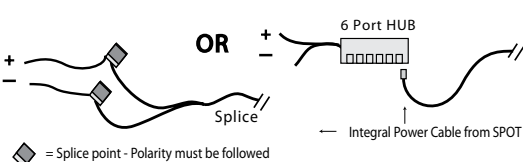


#### Dimming Interface 0-10V

Feelux Drivers require Dimming Interface FDC-L10



#### Forward Phase Dimming



◆ = Splice point - Polarity must be followed

### FIXTURE OPTIONS

#### Connect Linkable Spot DVS(A)



#### Connect Linkable Spot DVS(A) to NDP



#### Connect NDP to Linkable Spot DVS(A)

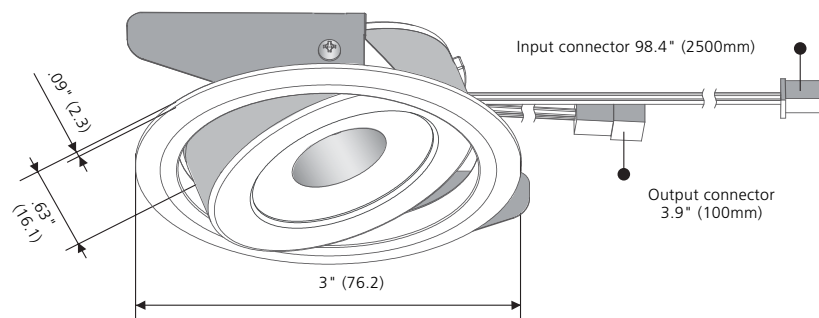


MAX 7 Linkable Units On Single Power Feed

Drivers Can Support Multiple Power Feeds

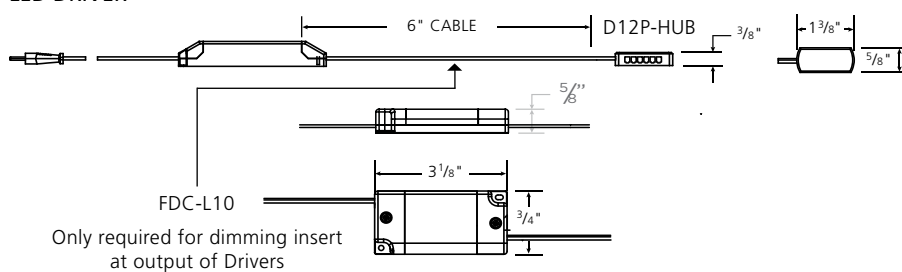
TOTAL CONNECTED LOAD  
SHOULD NOT EXCEED DRIVER WATTS!

## DIMENSIONS

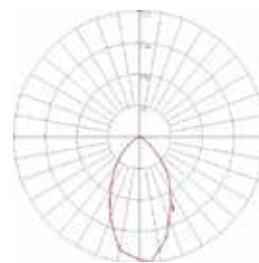


## DIMMING OPTIONS

### LED DRIVER



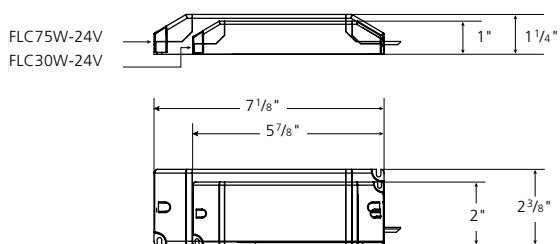
## BEAM SPREAD



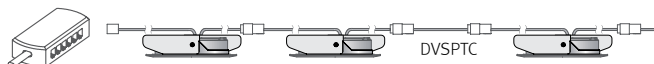
DVS 4W 4000K (349.8lm (Lamp), 302.8cd (Max intensity), 4W (Power))

## DRIVER OPTIONS

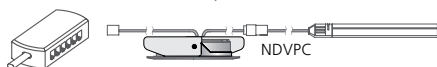
### FLC PLUG-IN DRIVER SIZES



Linkable between FLX Spot DVS Swivel and FLX Spot DVS Swivel



Linkable between FLX Spot DVS Swivel and FLX series



Linkable between FLX series and FLX Spot DVS Swivel



## COLORS



## COMPONENTS



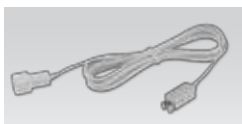
### Linkable Type

- \_\_\_ DVS4A-(color)K-24V-SW-WT
- \_\_\_ DVS4A-(color)K-24V-SW-BK
- \_\_\_ DVS4A-(color)K-24V-SW-SV
- \_\_\_ DVS4A-(color)K-24V-SW-BZ



### Extension Cable

- \_\_\_ DVSPCT  
(98.43")



### Connecting Cable

- \_\_\_ NDPDVSPCT  
(39.37")



### Connecting Cord (8')

- \_\_\_ NDPPC (98.43")



### In-Line Dimmer


- \_\_\_ NDP-DIM



### Dimming Interface

- Max. 100W (100W/CH, 1CH)
- 0 -10V Signal
- \_\_\_ FDC-L10

**A larger selection of drivers are available including remote and hard wire drivers. Please consult factory.**




### LED Drivers

- with distributor and power cord (1800mm)
- \_\_\_ FLC30-24V/XL
- \_\_\_ FLC75-24V/XL



### Hard Wire Driver

- (90V to 300V)
- \_\_\_ XLAV80(L)-124V-SSB
- \_\_\_ XLD200-224V-FCL-DIM
- \_\_\_ XLD75-124V-FC



### Justin Drivers

- \_\_\_ 481-24DCR
- \_\_\_ 483-24DCR-277
- \_\_\_ 961-24DCR
- \_\_\_ 963-24DCR-277
- \_\_\_ C2240-24DCR
- \_\_\_ C2240-24DCR-277



### 12 Port Hub

- \_\_\_ D12P-HUB
- Included with Cord and Plug drivers.
- Order separately for Hard Wire or 3rd Party Drivers

**SPECIFICATION GUIDE:** NOT TO BE USED FOR ORDERING. The Specification Guide is intended solely to ensure that all options are considered.

MODEL	COLOR	LENS	MOUNTING	TRIM/COLOR	QUANTITY	DRIVER	CONTROLS	VOLTAGE
DVS4-SW								
DVS4A-SW	27K -2700K 30K -3000K 35K-3500K 40K -4000K	ST -Flat Frosted	RM - Recessed Mount	WT -White BK -Black SV -Silver BZ -Bronze	Spot quantity powered together	CP - Cable/Plug HW - Hard Wire TD - 3rd Party Drivers Consult Factory	NDM Non-Dim IDM Inline Dim FDC 0-10V Interface FPH Forward Phase RPH Reverse Phase	100V 120V 230V 277V