DATE PROJECT TYPE

PRODUCT FEATURES

- Easy "Horizontal" Slide Connection System
- Vertical Slide-Up Replacement System
- Slim Design for Long Seamless Runs
- 0-10V Integrated Dimming

PRODUCT SPECIFICATIONS

- Voltage: AC 100-277V
- Operating Temperature: 32-104° F (0-40° C)
- Power Factor : PF>0.9
- Lamp Life: 40,000hr / 70%
- Available Color: *2200K, 2700K, 3000K, 3500K, 4000K
- CRI > 90
- 446lm/ft (VSSL 20W 40K)
- Max Connection per Single Power Feed
  - Dimming : 20pcs Max
  - Non-Dimming : 400W
    10W(40pcs), 15W(26pcs), 20W(20pcs)

c UL us LISTED CE M M

* 4000K performance data shown. Refer to individual luminaire IES files for other CCTs.

* Pending factory availability

Product	Model Number	Voltage Input	Energy Consumption	Luminous Flux	Luminous Efficacy	Color Rendering Index	Operating Temperature
VSSL	VSSL10 40K-UNV-C90	AC 100~277V	9.8W	730.3 lm	74.15lm/W	CRI > 90	32-104℉
	VSSL15 40K-UNV-C90	AC 100~277V	14.8W	1,208.3 lm	81.52lm/W	CRI > 90	32-104℉
	VSSL20 40K-UNV-C90	AC 100~277V	20.3W	1,697.4 lm	83.51lm/W	CRI > 90	32-104℉

MODEL SELECTION KEY

VSSL - 20 - 40K - UNV - C90 - ____

- (Blank) Standard Round Lens (SQ) Square Lens Optional
- Color Rendering - CRI>90
- Universal voltage (VSSL: 100~277V)
- Kelvin temperature (ex : 3000K - 30K)
- Lamp power
- Series name (VSSL: 0-10 / 1-10V dimming)

Square Lens Optional

SPECIFICATION GUIDE

NOT TO BE USED FOR ORDERING. The Specification Guide is intended solely to ensure that all options are considered.

MODEL	COLOR	LENS	MOUNTING	CONFIGURATION	RUN LENGTH	CONTROLS	VOLTAGE
VSSL					ft.		
	22K - 2200K* **27K** - 2700K **30K** - 3000K **35K** - 3500K **40K** - 4000K * Pending factory availability	**ST** Round Lens **SQ** Square Lens (optional with lead time)	**STD** Flat Brackets Included (Mounting Bracket) **BK2** 20° /40° Brackets **BK-M** Magnet Bracket	**S** -Straight **V** -Varies*		**NDM** NON-DIM **ZT** 0-10V DIM	**120V** **277V**

 All Rights Reserved. © 2018 Feelux Lighting, Inc.

* (Blank) Standard Round Lens

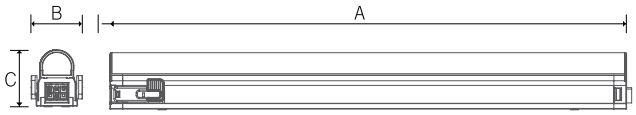

* (SQ) Square Lens Optional



Product	Model Number	Dimension (mm)		
		A	B	C
VSSL	VSSL10 (color)K-UNV-C90	22.83″ (580)	1.27″ (32.3)	1.39″ (35.2)
	VSSL15 (color)K-UNV-C90	34.25″ (870)	1.27″ (32.3)	1.39″ (35.2)
	VSSL20 (color)K-UNV-C90	45.67″ (1160)	1.27″ (32.3)	1.39″ (35.2)

DIMENSION

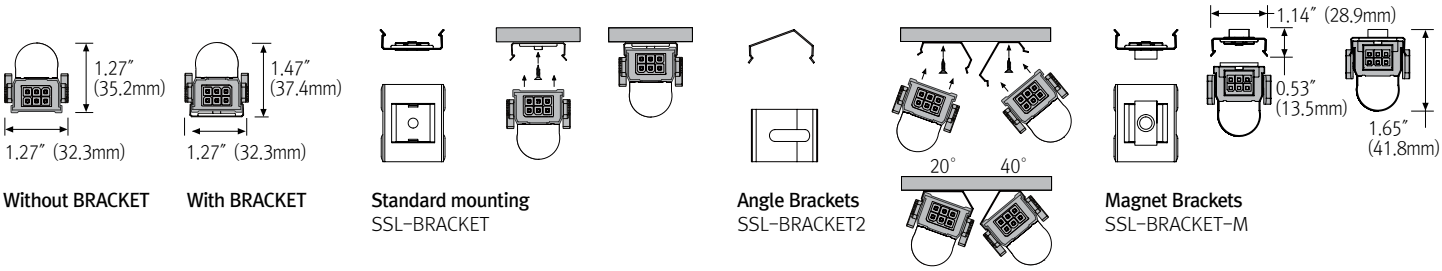

Without BRACKET **With BRACKET** **Standard mounting** SSL-BRACKET **Angle Brackets** SSL-BRACKET2 **Magnet Brackets** SSL-BRACKET-M

SLIDE CONNECTION SYSTEM





INSTALLATION

– VSSL

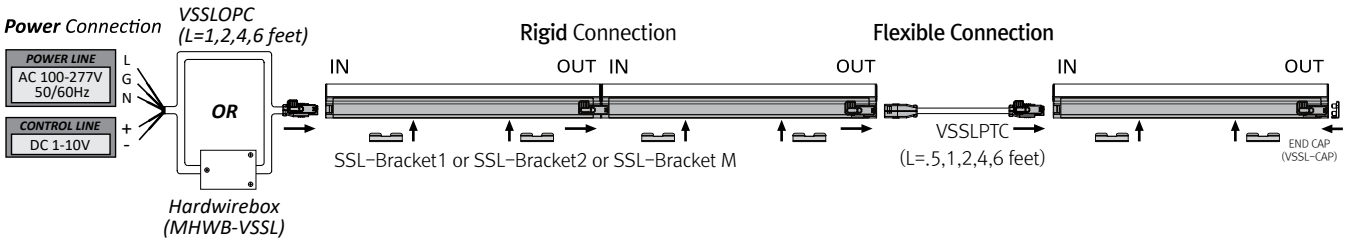

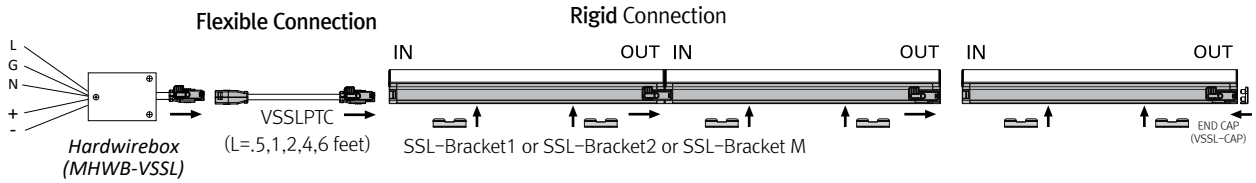

★ *Installer instruction for Hardwirebox*

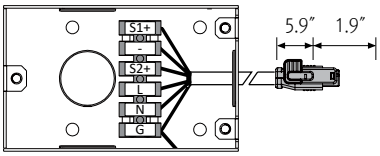

Metal Hardwirebox (MHWB-VSSL)
Box dimensions : 1.38″(deep), 2.25″(wide), 3.62″(long)

★ Wire Diagram

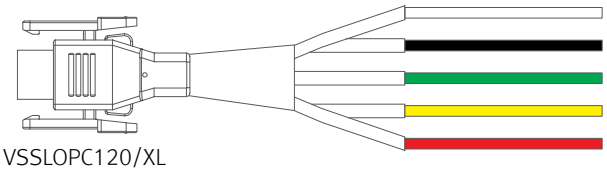

VSSLOPC120/XL

- N (WHITE)
- L (BLACK)
- G (GREEN / GREEN YELLOW STRIPE)
- S- (YELLOW)
- S1+ (RED)

 All Rights Reserved. © 2018 Feelux Lighting, Inc.

BEAM SPREADS

VSSL10 40K-24V
74.15 lm/W
730.3 lm

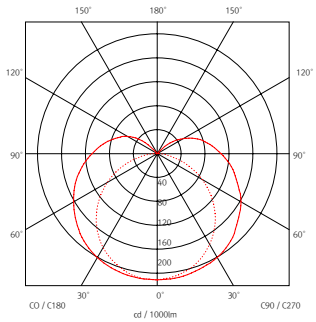

VSSL15 40K-24V
81.52 lm/W
1,208.3 lm

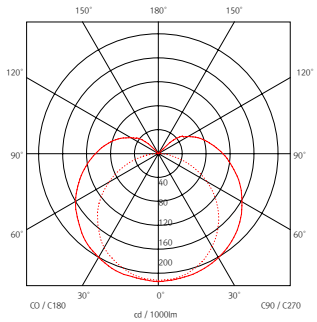

VSSL20 40K-24V
83.51 lm/W
1697.4 lm

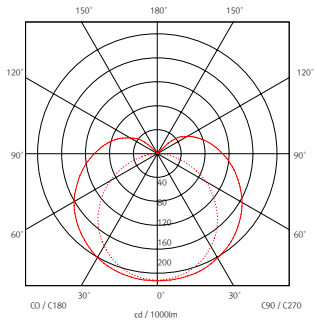

4000K performance data shown. Refer to individual luminaire IES files for other CCTs.

ACCESSORIES



Connecting Cable

__VSSLPTC/XL (6″)
__VSSLPTC1/XL (1′)
__VSSLPTC2/XL (2′)
__VSSLPTC4/XL (4′)
__VSSLPTC6/XL (6′)

Open Power Cord

__VSSLOPC120/XL (6′)
__VSSLOPC1/XL (1′)
__VSSLOPC2/XL (2′)
__VSSLOPC4/XL (4′)



Hard Wire Box

__MHWB-VSSL

Mounting Brackets (Included fixture)

__SSL-BRACKET(A) : 1set = 2pcs
__SSL-BRACKET(B) : 1set = 3pcs

Angle Brackets (Optional)

__SSL-BRACKET2(A) : 1set = 2pcs
__SSL-BRACKET2(B) : 1set =3pcs

Magnet Brackets (Optional)

__SSL-BRACKET-M(A) : 1set = 2pcs
__SSL-BRACKET-M(B) : 1set =3pcs

 All Rights Reserved. © 2018 Feelux Lighting, Inc.