

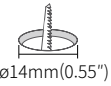
DATE

PROJECT



## PRODUCT FEATURES

- Miniature lighting for furniture, showcase, museum
- Super slim design
- Constant voltage DC 24V driver
- Available in black (Special order option: gold, silver)
- Various beam angles (18°, 32°, 46°)
- Dimmable



## PRODUCT SPECIFICATIONS

Lamp Power	1.2W
Power Input	DC 24V
Color Rendering Index	Ra>90
Available CCTs	2700K, 3000K, 3500K, 4000K
Energy efficiency	LED 100 lm/W, Luminaire 65lm/W
Operating Temperature Ranges	0-45°C (32-113°F)
Dimming with Feelux interface	PWM/0-10V/DALI/PHASE/DMX512/WIRELESS
Finish	Black (Special option: gold, silver)
Material	Aluminum
Beam Angle	18°, 32°, 46°
Lamp life	50,000hr / 70%
Warranty	3 year

## SPECIFICATION

\*Based on 3000K

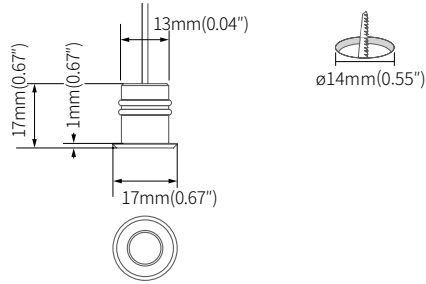
Model Number	Power Input	Lamp Power	Luminous Flux	Lumen/W	Color Rendering Index	Color Temperature	Beam Angle	Operating Temperature
MCR-SP1 30K-24V-18-BK	DC 24V	1.2W	60 lm	49 lm/W	CRI > 90	3000K	18°	0-45°C (32-113°F)
MCR-SP1 30K-24V-32-BK	DC 24V	1.2W	91 lm	75 lm/W	CRI > 90	3000K	32°	0-45°C (32-113°F)
MCR-SP1 30K-24V-46-BK	DC 24V	1.2W	79 lm	65 lm/W	CRI > 90	3000K	46°	0-45°C (32-113°F)

## SPECIFICATION GUIDE

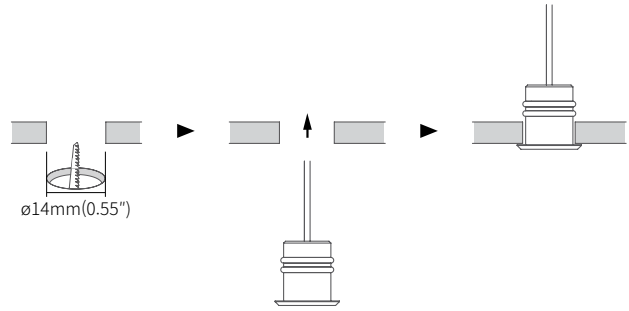
MODEL	COLOR	VOLTAGE	CRI	BEAM ANGLE	FINISH
MCR-SP1 MICRO SPOT 1W	27K -2700K 30K -3000K 35K -3500K 40K -4000K	24V	90	18° 32° 46°	BK - Black GD - Gold (Special Order Option) SV - Silver (Special Order Option)

## DIMENSIONS

### Micro Spot

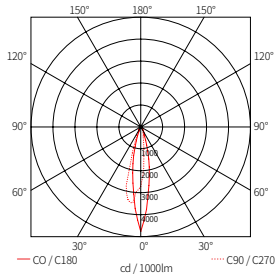


## INSTALLATION

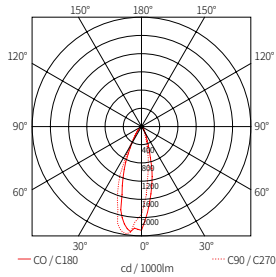


## BEAM SPREADS

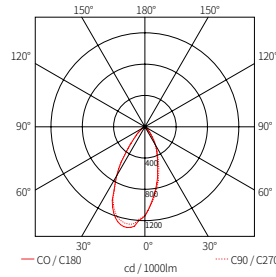
MCR-SP1 30K-24V-18-BK



MCR-SP1 30K-24V-32-BK



MCR-SP1 30K-24V-46-BK



## COMPONENTS



### FLX Micro SPOT

- \_\_\_ MCR-SP1 30K-24V-18-BK
- \_\_\_ MCR-SP1 30K-24V-32-BK
- \_\_\_ MCR-SP1 30K-24V-46-BK



### 12 Port Hub

- \_\_\_ D12P-HUB
- Included with Cord and Plug drivers.  
Order separately for Hard Wire or 3rd Party Drivers



### Occupancy sensor

- \_\_\_ FLS-P24V



### Door and motion sensor

- \_\_\_ FLS-M24V



### Hard Wire Driver

- \_\_\_ XLAV80(L)-124V-SSB
- \_\_\_ XLD200-224V-FCL-DIM
- \_\_\_ XLD75-124V-FC (90V to 300V)



### LED Drivers

- \_\_\_ FLC30-24V/XL
  - \_\_\_ FLC75-24V/XL
- With distributor and power cord  
1800mm (6')



### Dimming Interface

- \_\_\_ FDC-L10
- Max. 100W (100W/CH, 1CH) 0-10V Signal



### Dimming Interface

- \_\_\_ FDA-L2MO (0-10V/1-10V, DMX512)
- Max. 200W (100W/CH, 2CH)
- \_\_\_ FDA-L5M (DMX512)
- Max. 200W (50W/CH, 5CH)



### Dimming Interface (Dial)

- \_\_\_ FDD-L1DA
- Max. 200W (100W/CH, 1CH)



### Hard Wire Driver

- \_\_\_ FLE90-24V-L10-DIM
- Additional Power Supply/  
Driver Options Available.  
Please consult Factory.